



Tim Etzler


District Instructional Technologist
tetzler@kingsvilleisd.com

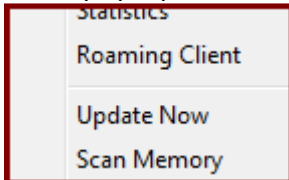
P.O. Box 871 / 207 N. Third
Kingsville, Texas 78363
Office: (361) 592-3387 x8157
Fax: (361) 516-0278

Thirtyseven4 Antivirus - Roaming Client

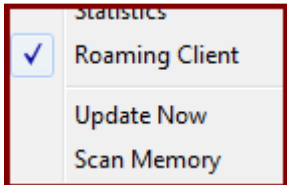
This feature is intended for KISD issued laptops that are being used away from the KISD Network. As stated in the “Thirtyseven4 Antivirus – Updating Virus Definition Files” document when a computer is connected to the KISD Network the virus definition files are automatically updated. But with laptops being used at Non-District facilities (such as home, hotels, wifi hotspots, etc) it is important to keep virus definition files updated. Thirtyseven4 has a feature that will identify if the laptop is not connected to the KISD Network and will switch automatically switch the update process to the current ISP Network you are connected to whether by patch cable or wireless.

Follow these steps to activate the Roaming Client feature:

1. Right-click the mouse on the  icon in the system tray
2. In the pop-up menu there is a command entitled **Roaming Client** which is unchecked as shown here



3. Left-click the mouse on the **Roaming Client** command to check and enable this feature as shown here



NOTES:

- Highly recommended that you enable this feature for a KISD issued laptop.
- You will have to manually update virus definition files as explained in the “Thirtyseven4 Antivirus – Updating Virus Definition Files” document.