




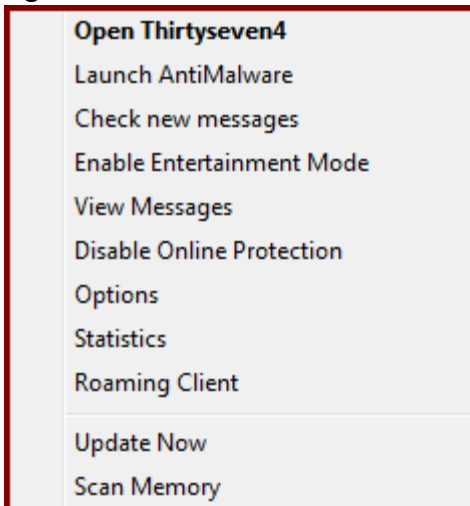
Tim Etzler

District Instructional Technologist
tetzler@kingsvilleisd.com

P.O. Box 871 / 207 N. Third
Kingsville, Texas 78363
Office: (361) 592-3387 x8157
Fax: (361) 516-0278

Thirtyseven4 Antivirus - Running A AntiMalware Scan

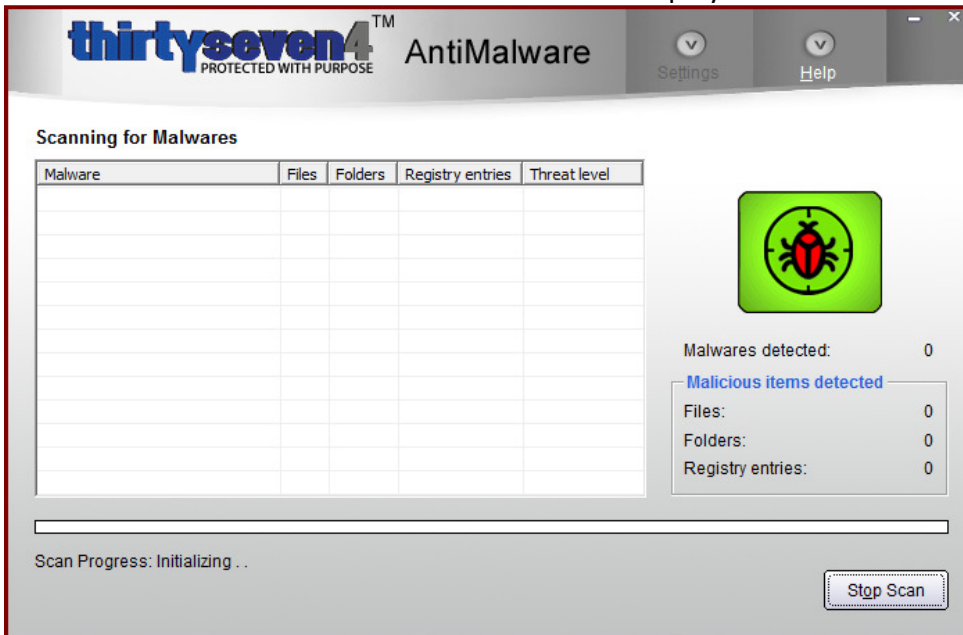
1. After Thrityseven4 has been installed on the computer there will be this icon  located in the system tray
2. Right-click the mouse on this icon to get this pop-up menu



3. Left-click the mouse on **Lauch AntiMalware** to display this screen



4. Left-click the mouse on the **Scan Now** button to display this screen



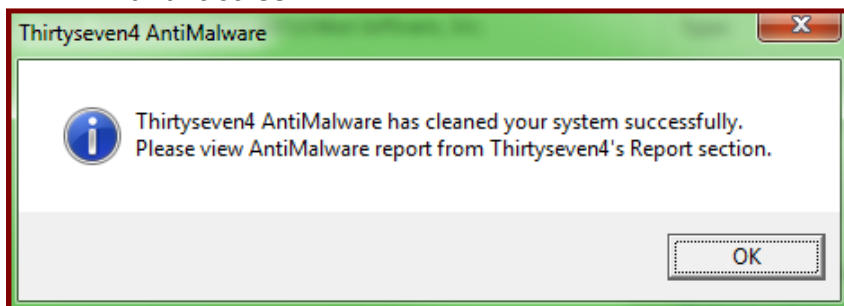
5. After the scan is completed you will get two possible result screens

a. When infections are found


i. You get this type of screen displayed that shows the infections in the **Scan Result** area



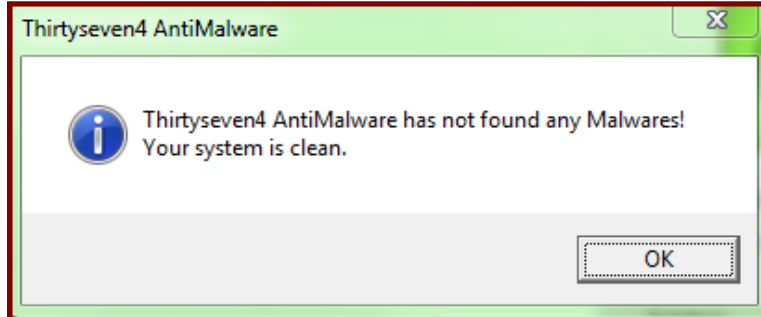
ii. Left-click the mouse on the **Clean** button and after a successful clean you will be prompted with this screen



iii. Left-click the mouse on the **OK** button

iv. Left-click the mouse on the **Close** button () to exit the AntiMalware application

- b. When infection are not found
 - i. You get this screen displayed



- ii. Left-click the mouse on the **OK button**
 - iii. Left-click the mouse on the **Close button** () to exit the AntiMalware application