




Tim Etzler

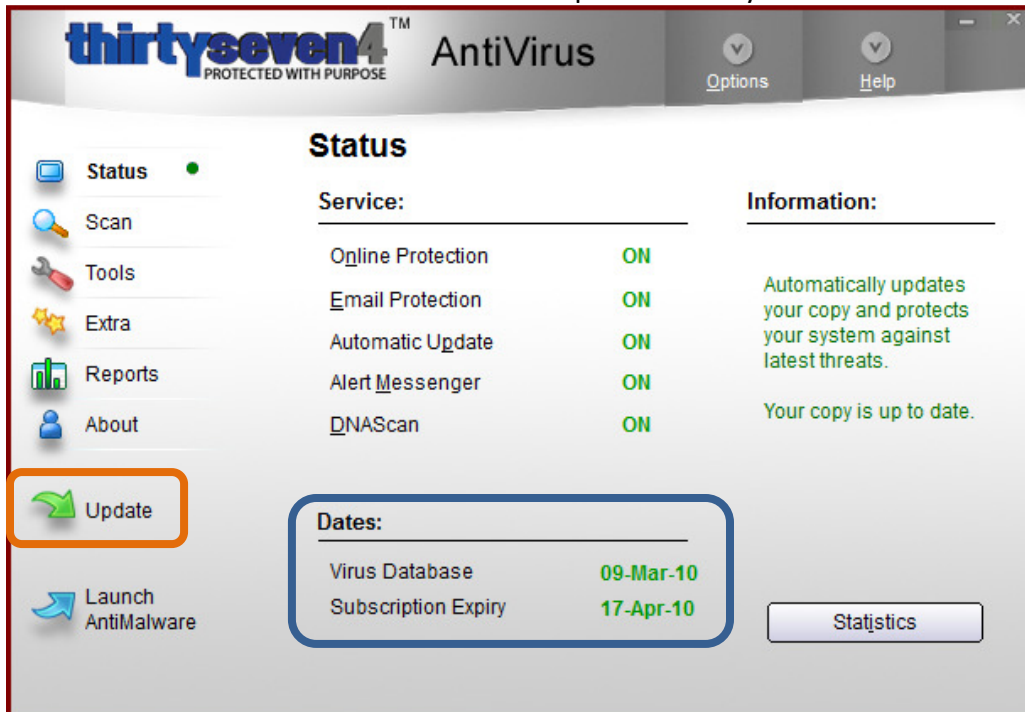
District Instructional Technologist
tetzler@kingsvilleisd.com


P.O. Box 871 / 207 N. Third
Kingsville, Texas 78363
Office: (361) 592-3387 x8157
Fax: (361) 516-0278

Thirtyseven4 Antivirus - Updating Virus Definition Files

When the computer is connected to the KISD Network Thirtyseven4 will automatically update virus definition files but upon opening the Thirtyseven4 client console with it stating **Virus Database – Out of Date** follow these step to manually update the virus definition files.

1. After Thrityseven4 has been installed on the computer there will be this icon  located in the system tray
2. Double left-click the mouse on this icon to open the Thirtyseven4 Client Console as shown here



3. Look under the **Dates:** area (shown by blue square in above image) to verify if the Virus Database is current or Out of Date
 - a. Image above is an example of current virus definition files in effect which is indicated by a date
 - b. If the virus definition files not current then the state **Out Of Date** would be displayed instead of a date
4. Two methods to update the virus definition files
 - a. From the Thirtyseven4 Client Console
 - i. Left-click the mouse on the **Update button** (shown by orange square in above image)
 - b. From the Thirtyseven4 system tray icon
 - i. Right-click the mouse on the  icon in the system tray
 - ii. Left-click the mouse on the **Update Now button**